

UPS Electronic Return Label: View/Print Label

1. Ensure that there are no other tracking labels attached to your shipment.
2. **Fold the printed label at the dotted line.** Place the label in a UPS Shipping Pouch. If you do not have a pouch, affix the folded label using clear plastic shipping tape over the entire label. Take care not to cover any seams or closures.

3. GETTING YOUR SHIPMENT TO UPS




- o Daily Pick up customers may add return package(s) to their outbound shipments by having them ready for the driver as usual.
- o Take this parcel to any location of The UPS Store[®], UPS Access Point[™], UPS Drop Box, UPS Customer Center, UPS Alliance partners (Office Depot[®] or Staples[®]) or an Authorized Shipping Outlet near you. Return items sent via UPS Returns[®] services (including via UPS Ground) are accepted at all UPS Drop Box locations. To find the closest drop box location, visit [UPS Global Locator](#)

UPS Access Point[™]
 CVS STORE # 4675
 377 32ND AVE
 SAN FRANCISCO CA 94121-1738

UPS Access Point[™]
 THE UPS STORE
 5758 GEARY BLVD
 SAN FRANCISCO CA 94121-2112

UPS Access Point[™]
 UNION POST SF
 5432 GEARY BLVD
 SAN FRANCISCO CA 94121-2373

FOLD HERE

<p>SOHAIL AHMED N/A 449 33RD AVE SAN FRANCISCO CA 94121</p> <p>SHIP TO: ATTN: RMA DEPARTMENT SONIC.NET 2260 APOLLO WAY SANTA ROSA CA 95407</p>	<p style="text-align: right;">2 LBS RS</p> <p style="text-align: right;">1 OF 1</p> <p style="font-size: 2em; font-weight: bold;">CA 949 1-02</p> 	<p style="font-size: 1.5em; font-weight: bold;">UPS GROUND</p> <p>TRACKING #: 1Z 60Y 81A 90 9636 6819</p> 	<p>BILLING: P/P DESC: n/a RETURN SERVICE</p> <p>Reference #1: sotothemail/SRA3DA1CX Reference #2: SRA3DA1CX <small>XOL 22.04.15 NV45 16.0A 04/2022*</small></p> 
---	--	--	---